

## Soil Moisture Conditions in Kansas - Week #35 (8/31/25)

Gregg Ibendahl  
September 5, 2025

### Introduction<sup>1</sup>

The USDA collects several estimates on a weekly basis that are important to crop conditions. First the USDA collects the actual crop conditions of each crop during the growing season. Ibendahl has used these weekly crop condition reports to try and estimate wheat, corn, and soybean yields (See [AgManager.info](http://AgManager.info)).

The second weekly estimate the USDA collects is the soil moisture status. The USDA reports on both topsoil and subsoil conditions. Their report is the percent of farmland in the state that has surplus moisture, has adequate moisture, is short of moisture, or is very short of moisture.

### Current soil moisture in Kansas

Figure 1 uses a Likert scale to represent subsoil moisture as of September 5, 2025 while Figure 2 represents topsoil moisture on that date. Both graphs show the last 30 years. The red and orange portion of the bars show the amount of the state where soil moisture is short or very short. The total of these two categories is shown as the percent of the left-hand side. The light blue portion of the bar is the percent of the state where the soil moisture is in surplus. This percentage is shown on the right-hand side. The middle section in yellow is the percent of farmland with adequate moisture. This is the percentage shown in the middle of the page.

Figures 3 and 4 show how the subsoil and topsoil moisture has changed during the last year. These changing moisture conditions are also displayed as a Likert graph. While Figures 1 and 2 show the moisture conditions for a specific week across multiple years, Figures 3 and 4 show consecutive weeks from the past year. Please note not every week during the winter has a soil moisture report.

Soil Moisture Conditions in Kansas - Week #35 (8/31/25) - September 5, 2025 -  
AgManager.info

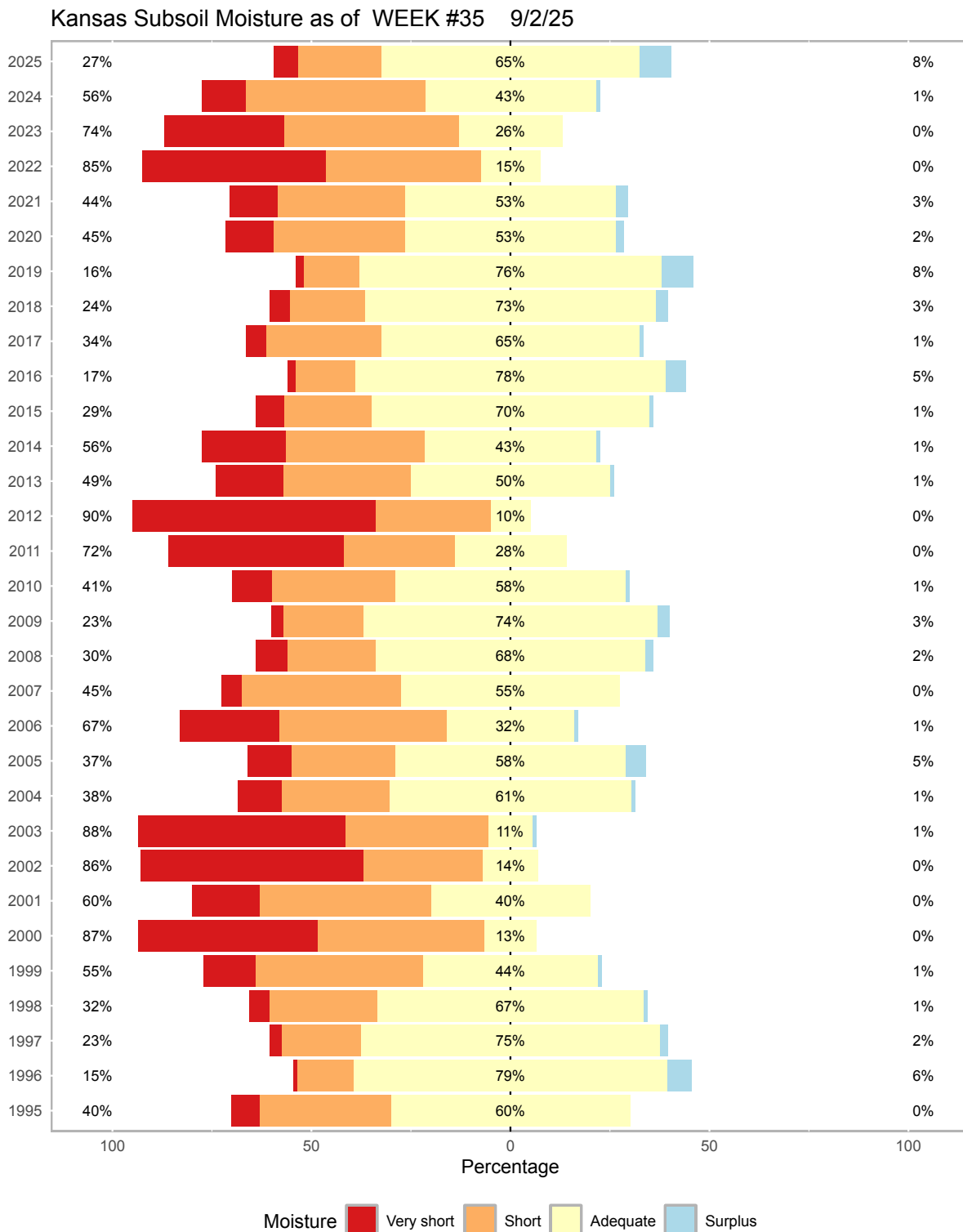


Figure 1. Subsoil Moisture in Kansas for a Specific Week From the Last 30 Years

Soil Moisture Conditions in Kansas - Week #35 (8/31/25) - September 5, 2025 -  
AgManager.info

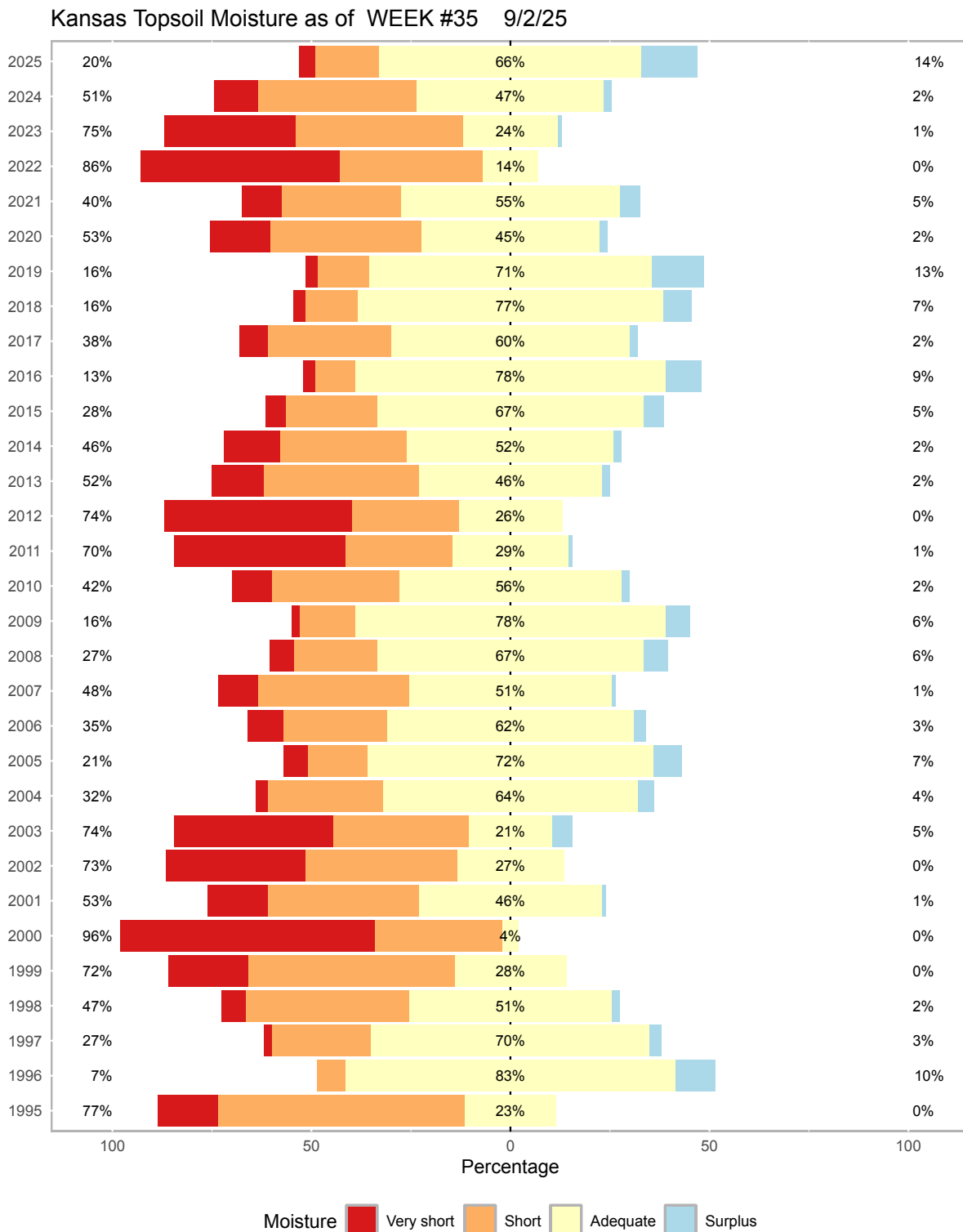


Figure 2. Topsoil Moisture in Kansas for a Specific Week From the Last 30 Years

Soil Moisture Conditions in Kansas - Week #35 (8/31/25) - September 5, 2025 -  
AgManager.info

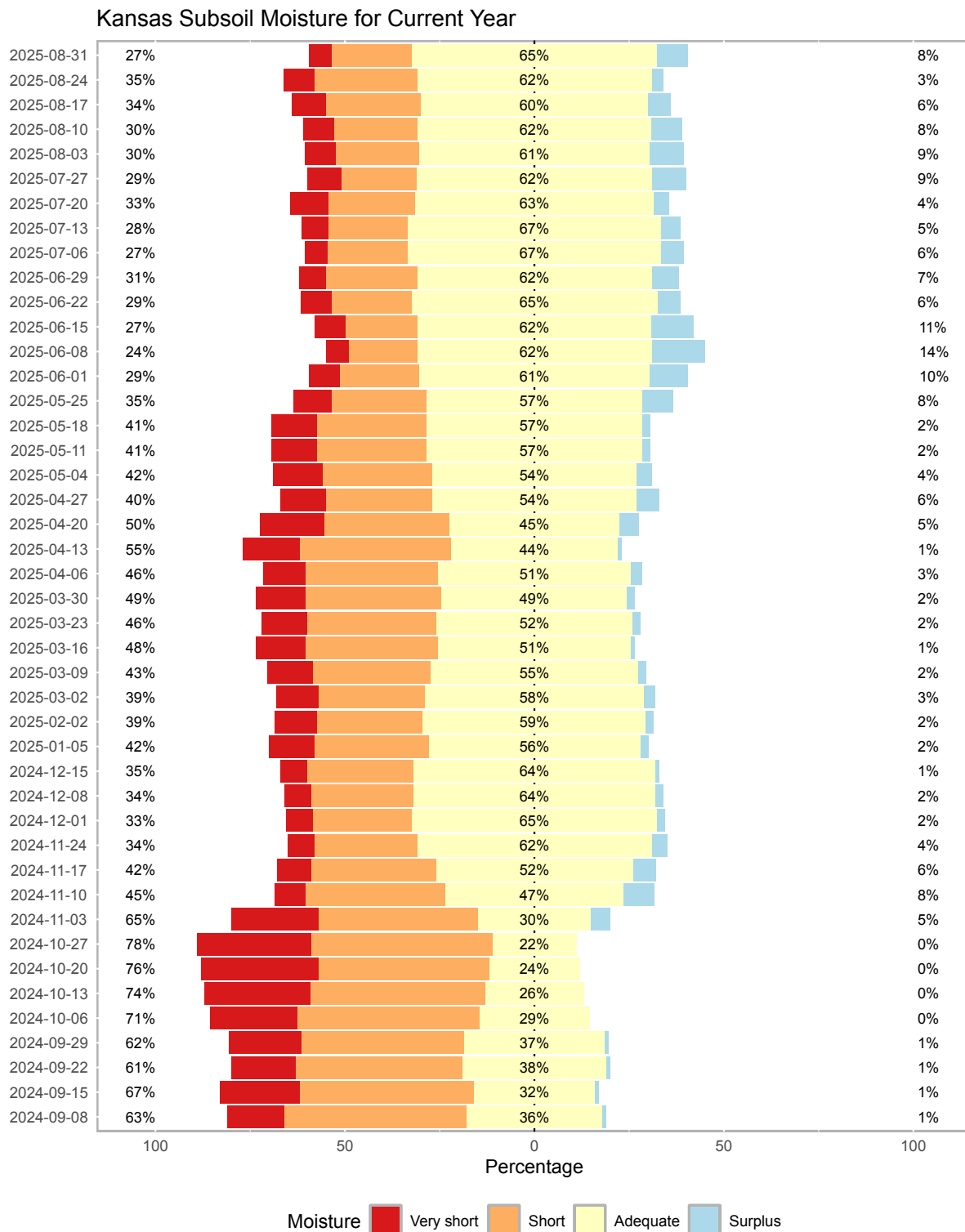


Figure 3. Subsoil Moisture in Kansas by Week for the Last Year

Soil Moisture Conditions in Kansas - Week #35 (8/31/25) - September 5, 2025 -  
AgManager.info

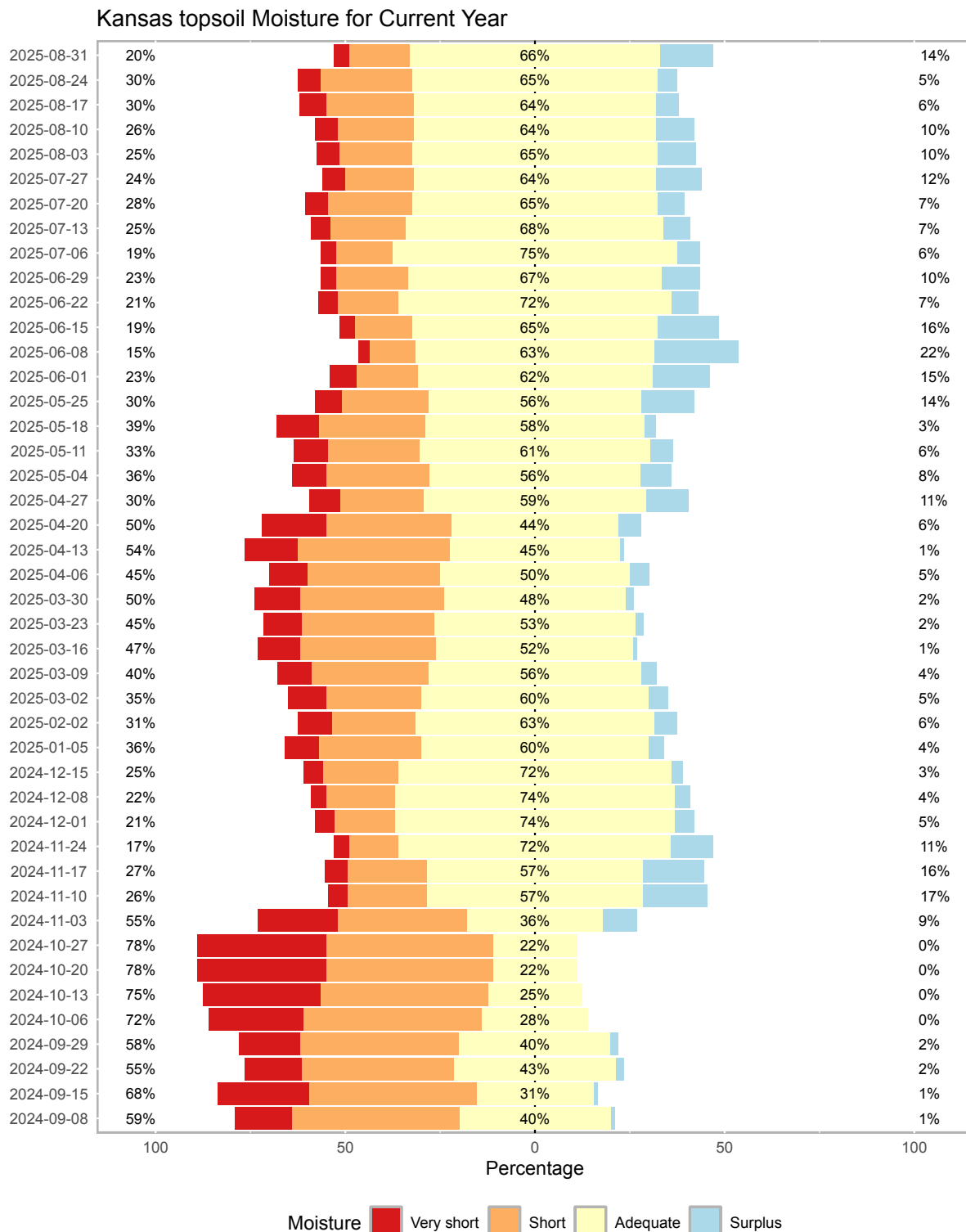


Figure 4. Topsoil Moisture in Kansas by Week for the Last Year

1. Kansas State University - Department of Agricultural Economics

AgManager.info

email: [ibendahl@ksu.edu](mailto:ibendahl@ksu.edu)

YouTube: [https://www.youtube.com/@little\\_pond\\_farm](https://www.youtube.com/@little_pond_farm)

Substack: <https://agricultural.substack.com>