




K-State Agricultural Economics Extension Team




More Details: <https://www.agmanager.info/contributors>

| | | | |
|---|--|--|---|
|  | <p>Brian Briggeman</p> <p>bbrigg@ksu.edu 785-532-2573</p> <p>Finance, Agribusiness, Cooperative Management, Marketing</p> |  | <p>Dan O'Brien</p> <p>dobrien@ksu.edu 785-462-6281</p> <p>Grain Markets & Market Structure, Farm Mgt., Risk Management</p> |
|  | <p>Allen Featherstone</p> <p>afeather@ksu.edu 785-532-4441</p> <p>Finance, Macroeconomics, Production Economics, Agribusiness</p> |  | <p>Dustin Pendell</p> <p>dpendell@ksu.edu 785-532-3525</p> <p>Livestock & Meat Economics, Animal Health Economics, Animal ID & Traceability</p> |
|  | <p>Terry Griffin</p> <p>twgriffin@ksu.edu 785-532-3527</p> <p>Farm Management, Cropping Systems, Precision Agriculture, Spatial Econometrics</p> |  | <p>Robin Reid</p> <p>robinreid@ksu.edu 785-532-0964</p> <p>Farm Mgt., Production Economics, Farm Bill, Policy, Risk Management</p> |
|  | <p>Gregg Ibendahl</p> <p>ibendahl@ksu.edu 785-477-2071</p> <p>Farm Management, Finance, Production Economics</p> |  | <p>Mykel Taylor</p> <p>mtaylor@ksu.edu 785-532-3033</p> <p>Farm Mgt., Marketing, Land & Leasing, Farm Bill, Policy, Risk Management</p> |
|  | <p>Rich Llewelyn</p> <p>rvi@ksu.edu 785-532-1504</p> <p>Farm Management, Production Economics, Technology</p> |  | <p>Glynn Tonsor</p> <p>gtonsor@ksu.edu 785-532-1518</p> <p>Livestock & Meat Marketing, Price Analysis & Risk Mgt., Animal ID & Traceability</p> |
|  | <p>Roger McEowen</p> <p>roger.mceowen@washburn.edu 785-670-1837</p> <p>Agricultural Law & Tax Topics</p> |  | <p>Monte Vandever</p> <p>montev@ksu.edu 620-275-9164</p> <p>Farm Mgt., Production Economics, Crop Insurance, Risk Management</p> |

Kansas Farm Management Association Program

| | | | |
|---|---|--|---|
|  | <p>Kevin Herbel</p> <p>kherbel@ksu.edu 785-532-8706</p> <p>Farm Management, K-MAR-105</p> |  | <p>Anthony Ruiz</p> <p>anruiz@ksu.edu 785-539-0373</p> <p>Farm Management, K-MAR-105</p> |
|  | <p>Mark Dikeman</p> <p>dikemanm@ksu.edu 785-539-0373</p> <p>Farm Management, K-MAR-105</p> | | |

Farm Analyst Program

| | | | |
|---|--|--|---|
|  | <p>Duane Hund</p> <p>dhund@ksu.edu 785-532-8601</p> <p>Farm Management, Whole-Farm Planning, Farm Succession</p> | | <p>Tressie Mitzner</p> <p>tmitzner@ksu.edu 785-657-7763</p> <p>Farm Management, Whole-Farm Planning, Farm Succession</p> |
|  | <p>David Kehler</p> <p>dkehler@ksu.edu 316-321-9660</p> <p>Farm Management, Whole-Farm Planning, Farm Succession</p> |  | <p>LaVell Winsor</p> <p>lwinsor@ksu.edu 785-220-5451</p> <p>Farm Management, Whole-Farm Planning, Farm Succession</p> |